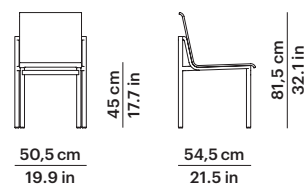


Origin

SILLA SIDE CHAIR



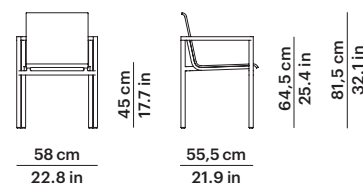
Ref. 79101

Peso Weight 8,9 Kg 19.6 lb (1 pc)
m³ 0,30 m³ (1 pc)
25,6 Kg 56.4 lb (4 pcs)
0,46 m³ (4 pcs)

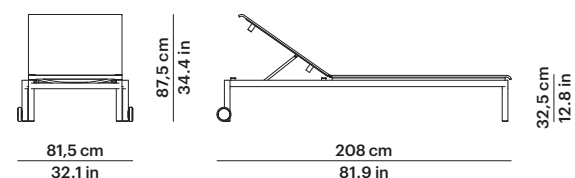


Ref. 79106

Peso Weight 10,3 Kg 22.7 lb (1 pc)
m³ 0,34 m³ (1 pc)
31,2 Kg 68.8 lb (4 pcs)
0,52 m³ (4 pcs)



TUMBONA CHAISE



Ref. 79195

Peso Weight 23,8 Kg 52.5 lb (1 pc)
m³ 41 Kg 90.4 lb (2 pcs)
0,66 m³ (1 pc)
0,66 m³ (2 pcs)



Materiales y acabados Materials and finishes

Estructura
Frame
Aluminio pintado en polvo
Powder coated aluminium

Acabados Estructuras Frame Finishes



Crema 34
Cream 34



Gris
Metalizado 56
Gunmetal
Grey 56

Acabados Telas Fabric Finishes



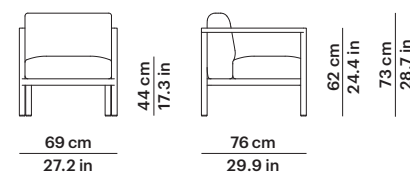
Batyline 35



Batyline 57

Origin

SILLÓN LOUNGE CHAIR

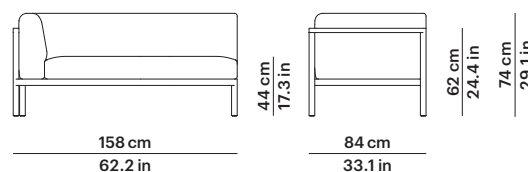


Ref. 79145

Peso Weight 17,3 Kg 38.1 lb (1 pc)
m³ 26 Kg 57.3 lb (2 pcs)
0,49 m³ (1 pc)
0,55 m³ (2 pcs)

Cuadrantes 1 (55x23 cm)
Scatter cushions 1 (21.7x9.1 in)

SOFÁ 2 MODULAR BRAZO DERECHO RIGHT ARM SECTIONAL SOFA 2



Ref. 79144

Peso Weight 32,8 Kg 72.3 lb
m³ 1,18 m³
Cuadrantes 2 (40x40 cm)
Scatter cushions 2 (15.8x15.8 in)

Materiales y acabados Materials and finishes

Estructura
Frame
Aluminio pintado en polvo
Powder coated aluminium

Acabados Estructuras Frame Finishes

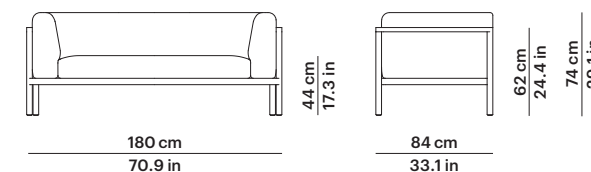


Crema 34
Cream 34



Gris
Metalizado 56
Gunmetal
Grey 56

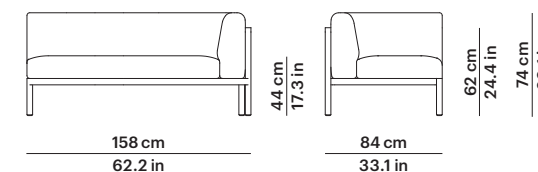
SOFA 2 SOFA 2



Ref. 79147

Peso Weight 39 Kg 86 lb
m³ 1,34 m³
Cuadrantes 4 (40x40 cm)
Scatter cushions 4 (15.8x15.8 in)

SOFÁ 2 MODULAR BRAZO IZQUIERDO LEFT ARM SECTIONAL SOFA 2

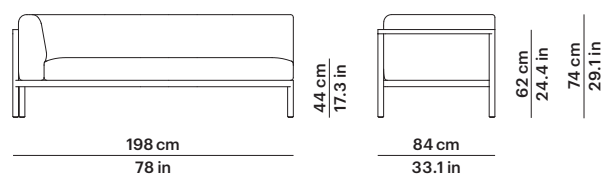


Ref. 79146

Peso Weight 32,8 Kg 72.3 lb
m³ 1,18 m³
Cuadrantes 2 (40x40 cm)
Scatter cushions 2 (15.8x15.8 in)

Origin

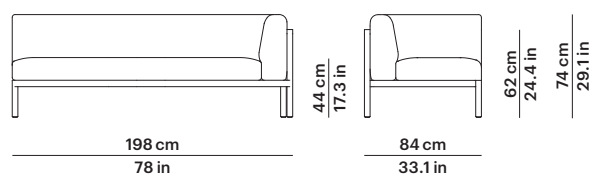
SOFÁ 3 MODULAR BRAZO DERECHO RIGHT ARM SECTIONAL SOFA 3



Ref. 79142

Peso Weight 45,6 Kg 100.5 lb
m³ 1,47 m³
Cuadrantes 3 (40x40 cm)
Scatter cushions 3 (15.8x15.8 in)

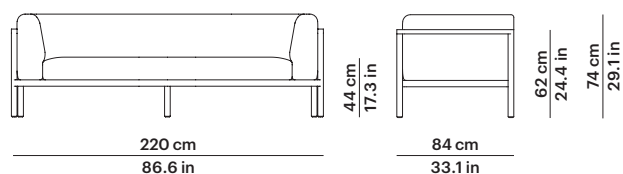
SOFÁ 3 MODULAR BRAZO IZQUIERDO LEFT ARM SECTIONAL SOFA 3



Ref. 79143

Peso Weight 45,6 Kg 100.5 lb
m³ 1,47 m³
Cuadrantes 3 (40x40 cm)
Scatter cushions 3 (15.8x15.8 in)

SOFÁ 3 SOFA 3




Ref. 79149

Peso Weight 46,8 Kg 103.2 lb
m³ 1,63 m³
Cuadrantes 5 (40x40 cm)
Scatter cushions 5 (15.8x15.8 in)

Materiales y acabados Materials and finishes



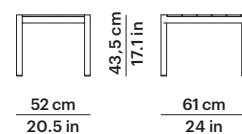
Estructura
Frame
Aluminio pintado en polvo
Powder coated aluminium

Acabados Estructuras Frame Finishes



Origin


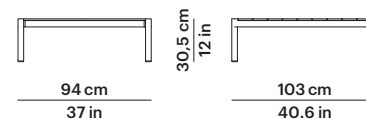
MESA RINCÓN CUADRADA SQUARE SIDE TABLE



Ref. 79156

Peso Weight 9,2 Kg con tapa aluminio
20.3 lb with aluminium top
15,3 Kg con tapa porcelánico
33.8 lb with porcelain top
11,3 Kg con tapa compacto
24.9 lb with HPL top
m³ 0,19 m³

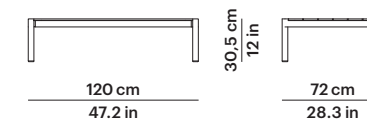
MESA CENTRO CUADRADA SQUARE COFFEE TABLE



Ref. 79153

Peso Weight 22,8 Kg con tapa aluminio
50.3 lb with aluminium top
42,2 Kg con tapa porcelánico
93.1 lb with porcelain top
29 Kg con tapa compacto
63.9 lb with HPL top
m³ 0,40 m³

MESA CENTRO RECTANGULAR RECTANGULAR COFFEE TABLE

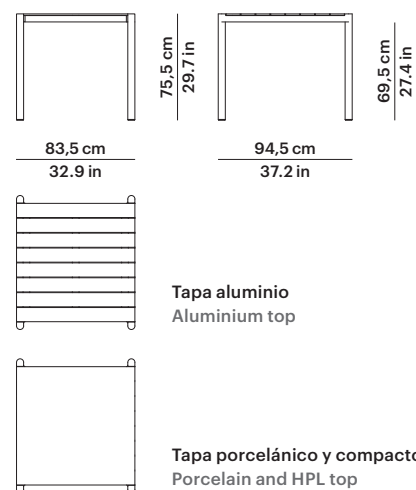


Ref. 79154

Peso Weight 17 Kg con tapa aluminio
37.5 lb with aluminium top
33,6 Kg con tapa porcelánico
74 lb with porcelain top
22,3 Kg con tapa compacto
49.2 lb with HPL top
m³ 0,36 m³

Origin

MESA COMEDOR CUADRADA SQUARE DINING TABLE



Ref. 79110

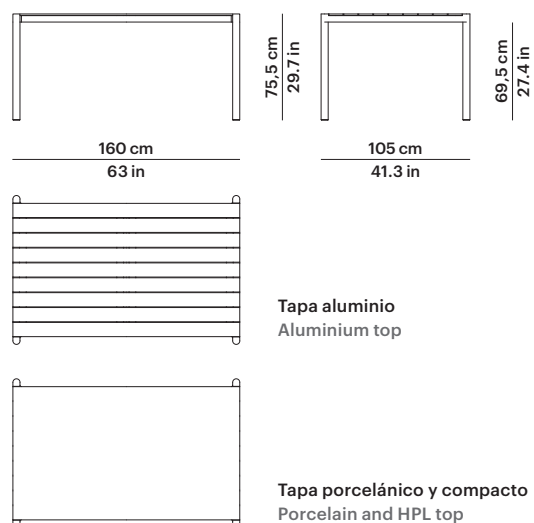
Peso Weight

21,2 Kg con tapa aluminio
46.7 lb with aluminium top
36,6 Kg con tapa porcelánico
80.7 lb with porcelain top
26,2 Kg con tapa compacto
57.7 lb with HPL top

m³

0,73 m³

MESA COMEDOR RECTANGULAR RECTANGULAR DINING TABLE



Ref. 79109

Peso Weight

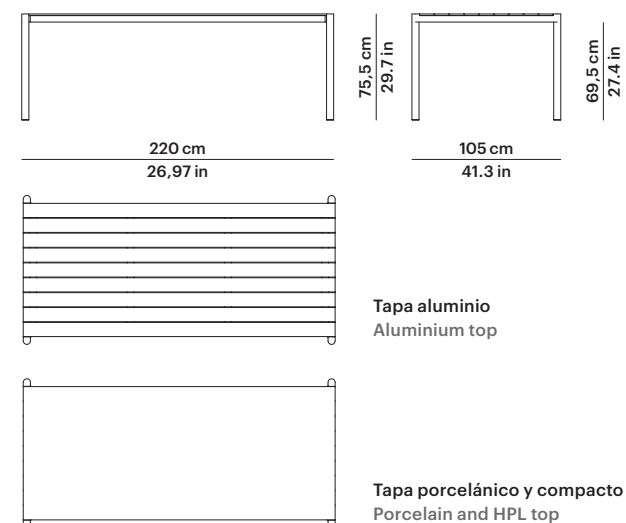
33,4 Kg con tapa aluminio
73.6 lb with aluminium top
66,4 Kg con tapa porcelánico
146.4 lb with porcelain top
43,9 Kg con tapa compacto
96.7 lb with HPL top

m³

1,5 m³

Origin

MESA COMEDOR RECTANGULAR RECTANGULAR DINING TABLE



Ref. 79108





Peso Weight

46,4 Kg con tapa aluminio
102.3 lb with aluminium top
93,2 Kg con tapa porcelánico
205.4 lb with porcelain top
62,2 Kg con tapa compacto
137 lb with HPL top

m³

2,04 m³

SÍMBOLOS SIMBOLS


-  Apilable
Stacking
-  Patas regulables
Adjustable legs
-  Abatible
Swing
-  Ruedas
Wheels

Materiales y acabados Materials and finishes


Estructura
Frame

Aluminio pintado en polvo
Powder coated aluminium

Tapa Top
Compacto HPL



Tapa Top
Porcelánico Porcelain




Materiales y acabados Materials and finishes

Estructura
Frame

Aluminio pintado en polvo
Powder coated aluminium

Tapa Top
Compacto HPL



Tapa Top
Porcelánico Porcelain

